

RIISING 3
INFORMATIONAL READING
SUMMER LEARNING PACKET



WEEK 4

Activity 1 and 2:

Read, respond, and complete booklet

"July 4th"

Complete July 4th Writing Activity

WEEK 4 ACTIVITIES



ACTIVITY 1 and 2


- Take out the July 4th sheets and make them into the book
- Answer all questions (make sure to write in complete sentences and check your grammar and spelling)
 - Complete writing activities
- Have a Happy Independence Day with your family

STAPLE HERE

Cover Photo: Independence Day fireworks over the Lincoln Memorial in Washington, DC, July 29/08.
© 2008 by J. W. Photography at Flickr. Some rights reserved (<http://creativecommons.org/licenses/by/2.0>)

Getting Ready for Grade 3™

Summer Holidays




July 4th

Written by Alice Lee-Folkins & Andrew Fink

Summer Reads™

© 2010 Efrida H. Hiebert. Some rights reserved.



This work is licensed under the Creative Commons Attribution-NonCommercial-No Derivative Works 3.0 United States License. To view a copy of this license, visit <http://creativecommons.org/licenses/by-nc-nd/3.0/us/> or send a letter to Creative Commons, 171 Second Street, Suite 300, San Francisco, California, 94105, USA.

Photos used in this work are licensed as noted for each photo.

"SummerReads" and "Getting Ready for Grade 3" are trademarks of TextProject.



FIRST EDITION, JULY 2010

Table of Contents

- Introduction 3
- Independence Day 4
- Fireworks 5
- Parades and Hot Dogs! 6
- Rate your thinking and reading 7
- Comprehension questions 7

Dear Rising Third Grader,

I am a teacher who has studied how children learn to read well. What I have learned has been used to write SummerReads and programs like QuickReads® and Ready Readers.

The best way to be ready for third-grade is to read every day of the summer. You can choose to read a chapter or a book from SummerReads. But be sure to read it at least three times on the same day. Here's how to use SummerReads:

1. Start by reading it yourself. Mark the words that you don't know.
2. Next, ask someone to read with you. Get that person to help you with any words you don't know. You can even go to the computer to www.textproject.org and hear a recording of the books.
3. Last, you're going to read by yourself to answer the questions at the end of the book. You can go to the computer to find the answers.

Have a reading-filled summer!

Elfrieda (Freddy) Hiebert, Ph.D.
Inventor of the TExT model

July 4th

Introduction

July 4th is the biggest summer holiday for Americans. It is the celebration of our country's birthday, and a great time to enjoy friends and family. Many schools, businesses and government offices are closed on July 4th so that people can enjoy the holiday. If July 4th is on the weekend, many people also celebrate on the Friday before or the Monday after July 4th.

Birthday parties may have games, cakes, and lots of friends and family. Our nation's birthday party is no different. July 4th celebrations have lots of games or sports for people to play, and food for people to eat. Some towns have contests like three-legged races. Other towns have cookouts with food that lots of people like to eat. Best of all—everyone gets to go to the party!



Photo: Canaletti joins down at a July 4th celebration featuring the Boston Pops Orchestra in Boston, Massachusetts, July 2008. Taken by Patrick Geahiser. Public domain image by the U.S. Navy.

Independence Day



July 4th is an important day in American history. It is the day we celebrate our independence from England. Before July 4, 1776, America was one of England's colonies. This meant that American colonists had to follow rules that were written by people living in England. American colonists had to do

Image: The Declaration of Independence is presented to the Continental Congress in Philadelphia, Pennsylvania, July 17/76. Detail from John Trumbull's 1819 painting, *The Declaration of Independence*, hanging in the U.S. Capitol rotunda.

what the King of England wanted us to do, even if it wasn't fair or right. If the King of England wanted to charge an extra fee for tea, the American colonists had to pay the extra fee. When we passed the Declaration of Independence, we told England that we wanted to be our own country. On July 4th we hold celebrations to remember the day we first became a nation.


One year after the Declaration of Independence, America celebrated its first birthday. Even though America was still fighting a war against England for independence, people celebrated July 4th by throwing a birthday party. There were bands playing music, people marching in parades, and people making speeches about the importance of independence.

There were even fireworks at the first July 4th celebration. The celebration was filled with lots of red, white and blue things; the colors of the American flag. Everyone was able to enjoy the celebrations because stores and businesses were closed. Sounds like the way we celebrate July 4th today!

For more information about SummerReads visit www.textproject.org/summerreads
v.1.30 © 2010 Frieda H. Hiebert. Some rights reserved (<http://creativecommons.org/licenses/by-nc-nd/3.0/us/>).

July 4th

Fireworks



July 4th parties would not be the same without fireworks. First, you hear the squeal as the firework flies into the air. As you try to follow the firework in the dark sky, you hear

Photo: Children hold sparklers during a July 4th celebration in Seaside, California, July 2010.
© 2010 by Alice Lee-Folkins. Used by permission.

boom! And suddenly the night sky is lit up with showers of bright light. Many firework shows last for a long time. These firework shows can have lots of exciting and thrilling fireworks of all different shapes and colors. Picking out just one favorite firework will be hard!

Fireworks have been a part of July 4th ever since America's first birthday. Today, in Washington, DC, the firework show lights up all the important places. In a 30-minute firework show, there could be as many as 5000 fireworks. Sometimes, music is played during the firework show. Just like the firework show, the music is also exciting.

In many states, people can set off their own fireworks. Sparklers, and all sorts of lights and sounds are always fun. Try spinning a sparkler around to make different shapes in the air. If you live in a place where people can set off their own fireworks, have fun, but remember to be safe. Always let a parent or another adult be in charge of the fireworks. All you have to do is sit back and enjoy the firework show!

For more information about SummerReads visit www.textproject.org/summerreads
v:1.00 © 2010 Effredia LLC. All rights reserved (<http://creativecommons.org/licenses/by-nc-nd/3.0/us/>).

Parades and Hot Dogs!



Parades have been a part of the July 4th celebration ever since our country's first birthday. In the early days, parades only included people in government or soldiers. Today, parades also include people from local groups, like softball

Photo: Participants and spectators enjoy the July 4th parade in Fairfax, Virginia, July 2010. © 2010 by E.D.W.W. at Flickr. Some rights reserved (<http://creativecommons.org/licenses/by-sa/3.0/>).

teams, or school marching bands. Parades in larger cities, such as New York City, have big floats that can move or large balloons that float high in the air. They may also include people from all over the United States. But most parades have smaller floats and only include people of a town or city. Parades are a fun way to celebrate the birth of our nation and the many people who call it home.

You may have seen something new in July 4th parades. People marching in some parades have started to throw candy to the people watching the parades. Children run around and gather the candies in their bags. Some children go home with a full bag of candy. If you go to one of these parades, here is a tip: the parades in small towns often give out the most candy!

Every July 4th a hot dog eating contest is held on Coney Island in New York. It started as a hot dog eating contest between four people. Now, people from around the world come to Coney Island to see how many hot dogs they can eat in 10 minutes. So far, the record is 68 hot dogs!

For more information about SummerReads visit www.textproject.org/summerreads
v.1.00 © 2010 Efrida H. Hebert. Some rights reserved (<http://creativecommons.org/licenses/by-nc-nd/3.0/us/>).

Rate your thinking and reading

- ✓ Put a check each time you read one of the chapters of the book.
- ★ Give yourself a star for Sharing if you told someone about something you learned from reading the chapter.
- ✚ Give yourself a + if you can tell that your reading is getting smoother.

	1st Read	2nd Read	3rd Read	Sharing	Smoother
Introduction					
Independence Day					
Fireworks					
Parades and Hot Dogs!					

Comprehension questions

Independence Day

- Why is July 4th an important day for the United States?
 - Because July 4th is the day the United States passed the Declaration of Independence
 - Because July 4th is the hottest day in summer
 - Because July 4th was the last day of war between England and the United States
 - Because July 4th was the day the United States colonies were formed

2. Which of the following were part of the first July 4th celebration?

- Bands played music
- People marched in parades
- People set off fireworks
- All of the above

Fireworks


- True or false? Fireworks can come in many different shapes and colors.
 - true
 - false
- True or false? In some places in the United States, it is against the law to set off fireworks.
 - true
 - false

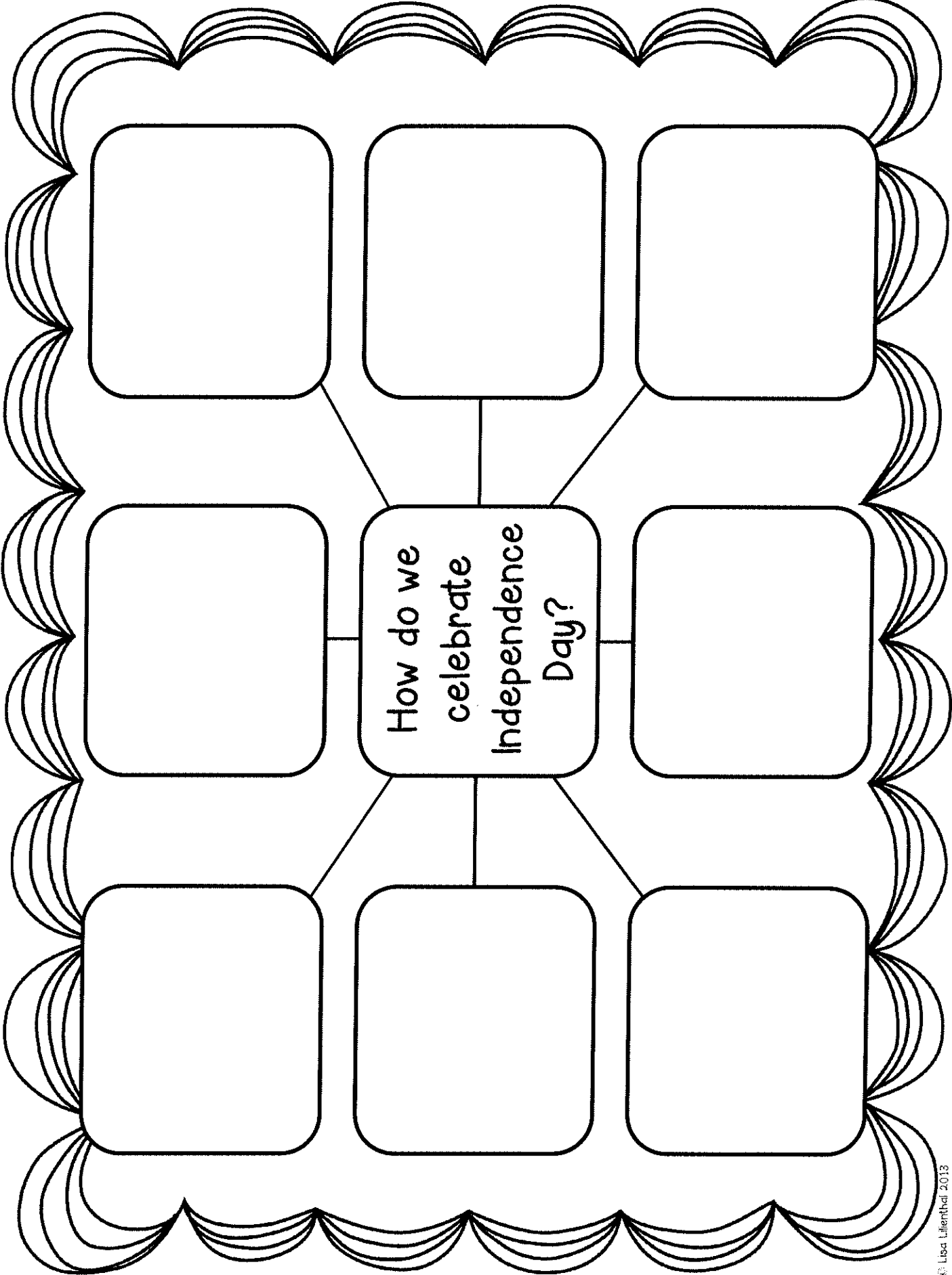
Parades and Hot Dogs!

- The first July 4th parade in 1777 included _____.
 - high school marching bands
 - softball teams
 - people in government and soldiers
 - floats with large balloons
- True or false? Larger cities usually have parades with floats that can move and large balloons.
 - true
 - false

Happy Birthday, America!

Independence Day is an American holiday. It is celebrated each year on the 4th of July. On that date in 1776, American colonists declared independence from Great Britain. America became a new country. Independence Day is America's birthday! How do you celebrate Independence Day?



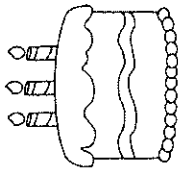


Happy Birthday, America!

Compare and Contrast

Think about how you celebrate your birthday and how you celebrate Independence Day.
How are the celebrations the same? How are they different?

MY BIRTHDAY



AMERICA'S BIRTHDAY



DIFFERENT

SAME

DIFFERENT

My 4th of July Celebration

Where did you go?

Who were you with?


What did you do?

First,

Next,


Last,





Put It Together Use what you have learned to complete this task.

- 15 Eric measures the length of his model car.



This yardstick is not life-sized.

- A What is the length of Eric's car? _____ feet
- B What is the length of Eric's car? _____ yards
- C Which units do you need the most of to measure the length of Eric's car?
Circle your answer.
inches centimeters yards feet
- D Which units do you need the least of to measure the length of Eric's car?
Circle your answer.
inches centimeters yards feet

Lesson 19 Part 1: Introduction

CCSS
2.MD.A.3**Understand** Estimating Length**What does it mean to estimate?**

Sometimes you don't need an exact measurement. You can use the math you know to make an **estimate**.

Here are some items people use to make estimates. (The pictures aren't life-sized.)

1 centimeter



About the width of your little finger.

1 inch



About the width of a quarter.

1 foot



About the height of this math book.

1 meter or 1 yard




About the width of a door.


Think Use what you know about units to estimate length.

Carson wants to estimate the length of his toy car. He thinks about 3 quarters would fit under his car.

Carson estimates his toy car is 3 inches long.

 Is the length of the toy car longer or shorter than 3 quarters? _____

 What do you think is a good estimate for the length of Carson's car? _____




What do you think is a good estimate for the length of Carson's car in centimeters?



Think Use measurements you already know to estimate length.

Julia wants to estimate the length of her pencil box. She knows a marker is about 14 centimeters long. Julia thinks about how a marker would look next to her pencil box.



The pencil box is longer than the marker, but it is not as long as two markers.



Which best describes the length of the pencil box? Circle all the correct answers.

- less than 14 cm more than 14 cm
- less than 28 cm more than 28 cm

Reflect Work with a partner.

1 Talk About It Talk about this problem with your partner.

Hannah estimates that Julia's pencil box is 30 centimeters long. Is this a good estimate? Explain why or why not.

Write About It Write your answer below.

Put It Together Use what you have learned to complete the task.

- 16** Mrs. Chen made this list of lengths.

Item	Length
unsharpened pencil	19 centimeters
sticky note	3 inches
egg carton	1 foot
height of door	2 meters

- A** Estimate the length of something in your classroom. Use an item from Mrs. Chen's list to make your estimate. Record your choices at the right.
- B** Explain how you found your estimate.

Object: _____

Item used
for estimate: _____

Estimate: _____

- C** Use a ruler, a yardstick, or a meter stick to measure the actual length of your object.

Actual length of object: _____

- D** How does the actual length compare to your estimate?
