


Ms. Perdisatt's
October 21, 2016
Classroom News



Spelling Week 8 List 1

- | | | |
|------------|----------------|---------------|
| 1. shred | 8. shrink | 15. splashing |
| 2. through | 9. screw | 16. straps |
| 3. sprout | 10. shrimp | 17. strain |
| 4. sprawl | 11. screech | 18. strand |
| 5. split | 12. straighten | 19. script |
| 6. throb | 13. sprang | 20. thrill |
| 7. throat | 14. shriek | |

Challenge Words : 21. threaten 22. strictly

Upcoming Events:

- ❖ Math Quiz 1's: Thursday 10/27
- ❖ Reading Test: Friday 10/28
- ❖ Spelling Test: Friday 10/28

- Reading Portfolio Test is coming up next week! Please make sure your child is at school on time and has had a good night sleep!
- Next week we will start fluency with multiplication facts! We will start with the 1's table. Please be practicing at home. ☺
- A sign-up genius to host Fun Friday is uploaded to the class website if you would like to come in and teach the class!
- Please remember to sign and return all progress reports, tests and quizzes!
- Thank-you to all the families who are supporting our classroom by adopting a class and spending

Helpful Websites for Third Graders:

- ✓ www.mobymax.com
- ✓ www.pearsonrealize.com
- ✓ www.frontrow.com
- ✓ www.spellingcity.com
- ✓ www.tenmarks.com
- ✓ www.coolmath.com
- ✓ www.Xtramath.com
- ✓ www.prodigymath.com
- ✓ www.floridastudents.com

Our Focus this Week:

October - Responsibility

Reading: Key Details and Main Idea

Writing: Informational Writing

Math: Topic 2 Multiplication Facts

Science: Chapter 2 - Living Things Grow and Change

Social Studies: Review Unit 2 Celebrating Culture

Homework for This Week:

Reading Homework:

- Monday due 10/25: Dian Fossey
- Tuesday due 10/26: Main Idea Matching
- Wednesday due 10/27: Giraffes
- Thursday due 10/28: What's the main idea?

Math Homework:

- Monday due 10/25: Practice Buddy 2-1
 - Tuesday due 10/26: Practice Buddy 2-2
 - Wednesday due 10/27: Practice Buddy 2-3
 - Thursday due 10/28: Practice Buddy 2-4
- ***Although it is not part of the homework this week it is always excellent practice to read! ☺ ***

Contact Information:

Email: perdisatk@platoacademy.net
Website: <http://perdisatk.weebly.com>
Signup genius and access to homework assignments are available on my website!

I have read this newsletter with my child. We have completed the homework, reviewed the spelling words, and studied for any tests. Please sign & return this with your child's completed homework on: **Friday, October 28th, 2016**

Parent's signature _____ Student Name: _____


Spelling

Complex Consonant Clusters: Pretest

Name _____

Week 8 List I

Fold back the paper along the dotted line. Write the words in the blanks as they are read aloud. When you finish the test, unfold the paper. Use the list at the right to correct any spelling mistakes.



- 1. _____
- 2. _____
- 3. _____
- 4. _____
- 5. _____
- 6. _____
- 7. _____
- 8. _____
- 9. _____
- 10. _____
- 11. _____
- 12. _____
- 13. _____
- 14. _____
- 15. _____
- 16. _____
- 17. _____
- 18. _____
- 19. _____
- 20. _____
- Review Words** 21. _____
- 22. _____
- 23. _____
- Challenge Words** 24. _____
- 25. _____


- 1. shred
- 2. through
- 3. sprout
- 4. sprawl
- 5. split
- 6. throb
- 7. throat
- 8. shrink
- 9. screw
- 10. shrimp
- 11. screech
- 12. straighten
- 13. sprang
- 14. shriek
- 15. splashing
- 16. straps
- 17. strain
- 18. strand
- 19. script
- 20. thrill
- 21. graph
- 22. brush
- 23. these
- 24. threaten
- 25. strictly

© Macmillan/McGraw-Hill



At Home: Help your child practice the words he or she missed to prepare for the Posttest.

Ms. Perdisatt's
October 21, 2016
Classroom News



Spelling Week 8 List 2

- | | | |
|--------------|---------------|-----------------|
| 1. jogging | 8. forbidding | 15. complicated |
| 2. dripping | 9. referred | 16. qualified |
| 3. skimmed | 10. injured | 17. threatening |
| 4. raking | 11. deserved | 18. gnarled |
| 5. amusing | 12. applied | 19. envied |
| 6. easing | 13. relied | 20. fascinated |
| 7. regretted | 14. renewing | |

Challenge Words : 21. adoring 22. diaries

Upcoming Events:

- ❖ **Math Quiz 1's: Thursday 10/27**
- ❖ **Reading Test: Friday 10/28**
- ❖ **Spelling Test: Friday 10/28**

- Reading Portfolio Test is coming up next week! Please make sure your child is at school on time and has had a good night sleep!
- Next week we will start fluency with multiplication facts! We will start with the 1's table. Please be practicing at home. ☺
- A sign- up genius to host Fun Friday is uploaded to the class website if you would like to come in and teach the class!
- Please remember to sign and return all progress reports, tests and quizzes!
- Thank-you to all the families who are supporting our classroom by adopting a class and spending

Helpful Websites for Third Graders:

- ✓ www.mobymax.com
- ✓ www.pearsonrealize.com
- ✓ www.frontrow.com
- ✓ www.spellingcity.com
- ✓ www.tenmarks.com
- ✓ www.coolmath.com
- ✓ www.Xtramath.com
- ✓ www.prodigymath.com
- ✓ www.floridastudents.com

**Our Focus this Week:
October - Responsibility**

Reading: Key Details and Main Idea

Writing: Informational Writing

Math: Topic 2 Multiplication Facts

Science: Chapter 2 - Living Things Grow and Change

Social Studies: Review Unit 2 Celebrating Culture

Homework for This Week:

Reading Homework:

- Monday due 10/25: Dian Fossey
- Tuesday due 10/26: Main Idea Matching
- Wednesday due 10/27: Giraffes
- Thursday due 10/28: What's the main idea?

Math Homework:

- Monday due 10/25: Practice Buddy 2-1
- Tuesday due 10/26: Practice Buddy 2-2
- Wednesday due 10/27: Practice Buddy 2-3
- Thursday due 10/28: Practice Buddy 2-4

***Although it is not part of the homework this week it is always excellent practice to read! ☺ ***

Contact Information:

Email: perdisattk@platoacademy.net
Website: <http://perdisattk.weebly.com>
Signup genius and access to homework assignments are available on my website!

I have read this newsletter with my child. We have completed the homework, reviewed the spelling words, and studied for any tests. Please sign & return this with your child's completed homework on: **Friday, October 28th, 2016**

Parent's signature _____ Student Name: _____


Spelling

Words with Inflected
Endings *-ed* and *-ing*:
Pretest

Name _____

Week 8 List 2

Fold back the paper along the dotted line. Write the words in the blanks as they are read aloud. When you finish the test, unfold the paper. Use the list at the right to correct any spelling mistakes.



- | | |
|----------------------------------|------------------|
| 1. _____ | 1. jogging |
| 2. _____ | 2. dripping |
| 3. _____ | 3. skimmed |
| 4. _____ | 4. raking |
| 5. _____ | 5. amusing |
| 6. _____ | 6. easing |
| 7. _____ | 7. regretted |
| 8. _____ | 8. forbidding |
| 9. _____ | 9. referred |
| 10. _____ | 10. injured |
| 11. _____ | 11. deserved |
| 12. _____ | 12. applied |
| 13. _____ | 13. relied |
| 14. _____ | 14. renewing |
| 15. _____ | 15. complicated |
| 16. _____ | 16. qualified |
| 17. _____ | 17. threatening |
| 18. _____ | 18. gnarled |
| 19. _____ | 19. envied |
| 20. _____ | 20. fascinated |
| Review Words 21. _____ | 21. difficulties |
| 22. _____ | 22. notches |
| 23. _____ | 23. rodeos |
| Challenge Words 24. _____ | 24. adoring |
| 25. _____ | 25. diaries |



Monday (due Tuesday)

Dian Fossey



Name: _____

Directions: Read the paragraph and find the main idea. Write down three supporting details and then summarize the passage.

Dian Fossey was born on January 16, 1932, in San Francisco, California. She loved animals all her life and wanted to be a veterinarian. After high school, she went to San Jose State College in California but changed her major to occupational therapy, to help people who have been injured learn to do their day-to-day activities on their own.

After college, Fossey moved to Kentucky to work with children in a hospital. Everyone was pleased with her work but Fossey wanted to see more of the world.

After speaking to friends, and reading a book about mountain gorillas, she became interested in going to Africa. In 1963, Fossey borrowed money and made a six-week trip to Africa. There she visited a camp that was run by famous research scientists Louis and Mary Leakey. Fossey met with them and decided to study mountain gorillas, which were in danger of disappearing. It was during this trip that Fossey traveled to the mountains of Rwanda and was able to see mountain gorillas for the first time.

Back in the United States, Fossey began to figure out how she could return to Africa. She met with Professor Leakey while he was visiting the United States to give a series of talks and he asked her to begin a long-term study of the gorillas. With the Wilkie Foundation's and the National Geographic Society's support, she left for Africa.

When Fossey arrived in the Congo in 1966, a rebellion there made it too dangerous to stay, so Fossey traveled to Rwanda. For many years, Fossey did research on mountain gorillas from her base camp in the mountains. Her life there was difficult as she had to face her fear of heights, sickness, heavy rains, poachers, witchcraft and revolution. She was rewarded though when an adult male gorilla, whom she had named Peanuts, touched her hand. This was the first recorded time a gorilla willingly had touched a human. Eventually, Fossey gained the trust of all of the gorillas in her area.

Even though she cared deeply for each gorilla, Fossey's favorite gorilla was a male she named Digit. Sadly, in 1977, poachers attacked and killed the young gorilla for his head, feet and hands. Fossey was sad, angry and even more determined to do what she could to save the gorillas. In 1983, Fossey published the book, *Gorillas in the Mist*, which told about her life and work with the gorillas. A movie based on the book was later released.

Fossey was killed in 1985 in her cabin in the mountains. Even now, her death remains a mystery but many people believe that she was killed by someone who didn't want her to protect the gorillas. Today, the Dian Fossey Gorilla Fund International continues to work to save the mountain gorillas.

Main Idea:

Supporting Details:

1.

2.

3.

Summary:

Name: _____

TUESDAY (due Wednesday)

Main Idea Matching: Bearded Dragons

Directions: Match each supporting detail to its main idea by writing the letter of the main idea on the line.



Main Ideas

- A. Their physical characteristics
- B. Their behavior
- C. Their diet
- D. Signs of unhealthy bearded dragons

Question #	Main Idea	Supporting Detail
1.	_____	A bearded dragon's diet includes vegetables, insects, and non-citrus fruit.
2.	_____	Bearded dragons are tan to yellow in color.
3.	_____	Head bobbing (repeatedly raising and lowering the head) is more common in males.
4.	_____	A typical young bearded dragon can eat about 20 to 60 crickets (or other insects) each day.
5.	_____	It is difficult to know which bearded dragons are males and which are females, when they are young.
6.	_____	It is called "bearded" because it flares out the skin around the throat when it feels threatened or is guarding its territory.
7.	_____	If a bearded dragon gets too much vitamin A, it has a lack of energy and its eyes, throat, and body get swollen.
8.	_____	Bearded dragons may hiss if they feel threatened.
9.	_____	There are spines on the throat, sides of the head, and sides of the body.
10.	_____	Sunken eyes, wrinkled skin, and lack of energy are signs of dehydration.
11.	_____	Males and females expand their beards, usually to make themselves look bigger.
12.	_____	When a bearded dragon doesn't get enough Vitamin B1 in their diet, it will have muscle twitches.
13.	_____	When you give your bearded dragon insects, you need to make sure they aren't too big for your dragon to eat.

Main Idea Matching: George Washington Carver

Directions: Match each supporting detail to its main idea by writing the letter of the main idea on the line.



Main Ideas

- A. Childhood
- B. Working as a Professor
- C. Crop Rotation
- D. The Peanut

Question #	Main Idea	Supporting Detail
1.	_____	He was the first African American professor at Iowa State College.
2.	_____	Carver was born in 1864, on a small farm in Diamond Grove, Missouri.
3.	_____	Carver discovered that boll weevils don't like peanuts, so he encouraged farmers to plant peanuts.
4.	_____	When Carver started school, he added a "W" as his middle initial, telling his friend it stood for Washington.
5.	_____	He invented hundreds of new peanut products including cooking oil, dyes for clothing, plastics, fuel for cars, and peanut butter.
6.	_____	Carver taught farmers that growing cotton in the same fields year after year, can remove nutrients from the soil.
7.	_____	When Carver was young, he was interested in animals and plants.
8.	_____	By rotating the crops, the soil stayed enriched and the farmers were more successful.
9.	_____	He moved to Tuskegee, Alabama to teach and to be the director of the agricultural department.
10.	_____	Carver suggested that one year farmers could grow cotton, followed by other crops such as sweet potatoes and soybeans.
11.	_____	Carver was adopted by Moses and Susan Carver after his mother was kidnapped by slave raiders. Before slavery was illegal, George's mother was Carver's slave.
12.	_____	When Carver was alive, people in the south called peanuts "goobers".
13.	_____	In 1896, Carver was contacted to teach by Booker T. Washington, who had opened an all-black college in Tuskegee, Alabama.

WEDNESDAY (due Thursday)

GIRAFFES



Name: _____

Directions: Read the paragraph and find the main idea. Write down three supporting details and then summarize the passage.

A giraffe is the tallest land animal and stands about 17 feet tall. Although its neck is very long, it actually has the same number of bones as we do, seven. The only difference is that a giraffe's neck bone might be ten inches long!

All giraffes have two skin-covered horns, called ossicones, on the tops of their heads. The female's ossicones have a small bit of fur on top, while male ossicones are bald. Male giraffes use their horns when they are fighting by throwing their necks against each other.

Giraffes live in Africa's savanna areas where their coat helps them blend in with their surroundings. Their height allows them to reach high branches to eat the leaves that other animals can't reach. Their favorite leaves are from the acacia tree. Most of their day is spent eating and a full grown giraffe eats about 100 pounds of leaves and twigs each day.

Giraffes can go a long time without drinking since acacia leaves have a lot of water in them. When they do get thirsty, giraffes have to bend a long way down to drink from a lake or stream. This is a dangerous time for them as predators, like lions and crocodiles, try to catch giraffes here. Giraffes protect each other by going to the watering hole together and taking turns watching for predators.

Giraffes sleep for less than two hours a day. They often get this sleep from short naps that last just a few minutes. Usually, they sleep either standing up or with their heads resting on their rump.

Female giraffes can have babies when they are 5 years old. They carry the baby for 15 months and give birth while standing up. Newborn giraffes are about 6 feet tall and weigh 150 pounds. An hour after birth the calf can stand up and walk around. At four months, the young giraffes are ready to eat leaves but they continue to nurse until they are six to nine months old. Giraffes live up to 25 years in the wild.

Main Idea:

Supporting Details:

1.

2.

3.

Summary:

Name: _____

What's the MAIN IDEA?

THURSDAY
(due Friday)

Read the passage, and then cut out the sentences at the bottom of the page. One of the sentences is the main idea, and the remaining 3 are details. Decide where the sentences belong on the graphic organizer below, and then glue them in the appropriate spot.

Visiting an aquarium can be a lot of fun. At an aquarium, you will see a variety of beautiful ocean animals. Jellyfish, seahorses, and octopuses can be colorful and fascinating! Most aquariums also have vibrant corals, which look like plants but are actually animals. Aquariums also usually have a variety of sharks, including hammerhead sharks, nurse sharks, and sand tiger sharks. An aquarium is a great place to see examples of camouflage, as many underwater animals are masters of camouflage.

MAIN IDEA

DETAILS

An aquarium is a great place to see examples of camouflage.	You can see a variety of ocean animals at an aquarium.	Aquariums usually have different types of sharks.	Aquariums have vibrant corals.
---	--	---	--------------------------------

What's the MAIN IDEA?

Read the paragraphs below. Think about the main idea. Then, write an appropriate title for each of the paragraphs.

Labrador retrievers are very popular dogs. They are friendly, loyal, and eager to please. Also, Labradors are very intelligent and are very easy to train. Because of this, Labradors are sometimes used as guide dogs, rescue dogs, and as a helper while hunting. A Labrador is a great type of dog to have as a pet.

Before you get a dog, there are a lot of factors to consider. Dogs need to be fed regularly. Furthermore, dogs need a lot of positive attention either through walks or playing. If you want a dog, you should contemplate whether or not you will have the time and money to take care of all of a dog's needs.

Although many people love having a dog as a pet, there are some adults and children that are very frightened of dogs. Sometimes people are afraid of dogs because they have had a bad experience in the past, like being bitten or growled at by a dog. Having an irrational fear of dogs is called cynophobia. It is possible to get over a fear of dogs, but it is difficult.

Many dogs are domesticated and live with humans. However, there are some dogs that roam wild. One such dog is called the African wild dog. Some people call these dogs painted dogs because their coat is made of patches of red, yellow, black, brown, and white. These dogs roam the African plains. They hunt for larger prey like antelope in packs of six or more. Unfortunately, these dogs are endangered.