

Due by: Tuesday January 3rd!

Winter Break Tic Tac Toe

Name _____

Instructions: Choose three squares or more to complete and hand in on the first day back in January. The middle square is a must do and is worth 15 Dojo points. Each square is worth 10 points. If you do them all, you will receive 100 Dojo points and a no uniform pass! **Parents must initial all squares that are completed as well!**

<p>1. Write 3 letters to your teacher about what you did on 3 different days on Winter Break. Must be in correct letter format with date, heading, body, and closing.</p>	<p>2. Science... Create a poster with a complete food web (connected food chains). Write a short paragraph or 2 explaining who are the producers, consumers, and decomposers.</p>	<p>3. Complete Winter break reading challenge attached. For each 20 minutes of reading, add a marshmallow. Must attach at least 10!</p>
<p>4. Math-Spend at least a total of 2 hours throughout all of winter break on Moby max</p>	<p>5. Must complete a total of 4 I-Station Reading Assignments. <u>OR</u> "Christmas Around the World"</p>	<p>6. Write a 5 paragraph essay stating your opinion on the following topic- "Should students have homework over winter break?" Make sure to support your opinion with 3 reasons (3 middle paragraphs).</p>
<p>7. Complete the attached Multiplication Drill Sheets</p>	<p>8. Pick a state from the Southeast Region and complete the attached state report.</p>	<p>9. Complete all 3 math Ten Marks assignments 1. understanding Division + Word Problems 2. Identifying Missing Factors and Equations: Multiplication 3. Relate Multiplication and Division Facts</p>

Downing I-station directions:

go to google and search download I-station

go down about half way and click "available on chrome web store"

click on +ADD TO CHROME in the top right corner

then click add app"

click on I-station

When window pops up click:

Under domain type in - Domain: platoacademy.pinellas.fl

Website Information:

Moby Max :

Username: _____

Password: _____

I-Station:

Username: _____


Password: _____

Tenmarks:

Username: _____

Password: _____


Handwriting practice lines consisting of 18 horizontal lines. The first line is short and positioned to the right. The second line is short and positioned to the left. The remaining lines are full-width and evenly spaced.



Two short horizontal lines for additional handwriting practice, positioned to the right of the crayon illustration.

Letter 2


Handwriting practice lines consisting of 18 horizontal lines. The first line is short and positioned on the right side. The second line is also short and positioned on the left side. The remaining 16 lines are full-width horizontal lines.



Two short horizontal lines positioned on the right side of the page, below the crayon illustration.

Letter 3

Handwriting practice lines consisting of 18 horizontal lines. The first line is a single line. The second line is a single line. The third line is a single line. The fourth line is a single line. The fifth line is a single line. The sixth line is a single line. The seventh line is a single line. The eighth line is a single line. The ninth line is a single line. The tenth line is a single line. The eleventh line is a single line. The twelfth line is a single line. The thirteenth line is a single line. The fourteenth line is a single line. The fifteenth line is a single line. The sixteenth line is a single line. The seventeenth line is a single line. The eighteenth line is a single line.



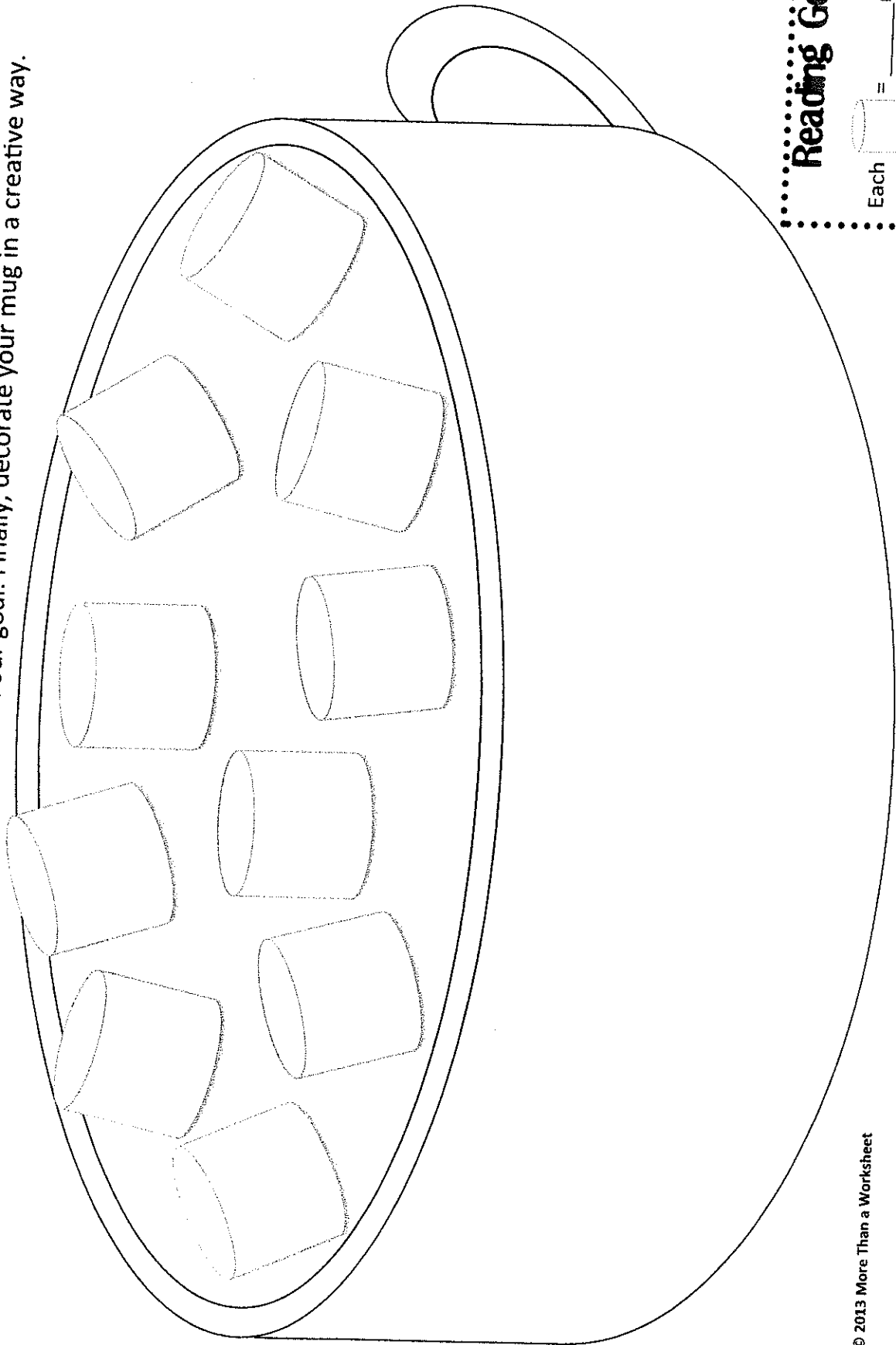
Two horizontal lines for handwriting practice.

Name _____

Date _____


Winter Break Reading Challenge Due

We all know how important reading is, so it is important to maintain good reading habits even on a break. Choose at least 10 different marshmallow reading challenges. When you complete the challenge, glue it to your mug. The length of each challenge should be the number of minutes in our goal. Finally, decorate your mug in a creative way.




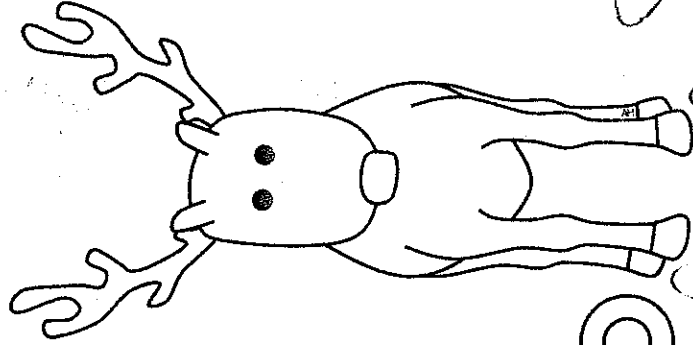


Reading Goal
Each = _____ minutes





Christmas Around the World

Name: _____



The United States and Canada

In the United States and Canada, people decorate their homes with Christmas trees, wreaths, and ornaments. City streets glow with colored lights, and the sound of bells and Christmas carols fills the air.

Before Christmas, children write letters to Santa telling him what gifts they would like to receive. Santa Claus appears at many department stores and listens to children's requests. Families and friends share holiday greetings by sending each other Christmas cards.

In most homes, a Christmas tree is the main attraction. Americans decorate their trees with lights, tinsel, and ornaments. Many families have special ornaments that they have kept for many years. Families place their Christmas presents under the tree.

Many young children hang up stockings in their house for Santa Clause to fill. Santa arrives, by reindeer and sleigh, on Christmas Eve to fill their stockings.

Many people attend church services on Christmas Eve or Christmas morning. Churches are decorated with evergreen branches, red poinsettias, and scenes of the Nativity. Churchgoers listen to readings from the Bible and join in singing Christmas carols.

A traditional Christmas dinner includes stuffed turkey, mashed potatoes, cranberry sauce, and a variety of other dishes. Some families have ham or roast goose instead of turkey.

1. Who do children in America write letters to at Christmastime?

- a. Frosty the Snowman
- b. Santa
- c. an Angel
- d. their parents

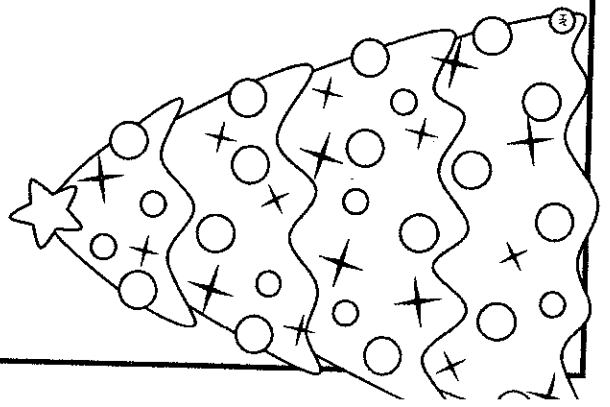
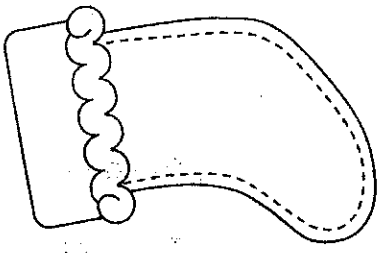
2. Why do children in America hang up stockings at Christmas?

3. What food might be served at a traditional Christmas dinner in the United States?

4. Who do young children write letters to tell him what presents they would like to receive for Christmas?

5. In most homes, what is the main attraction at Christmas time?

- a. stockings
- b. the fire place
- c. presents
- d. the Christmas tree



Australia and New Zealand


Christmas in Australia and New Zealand comes during their summer time. Children have a six week vacation during Christmastime. Many people celebrate Christmas by going on a picnic or to the beach.

Australians and New Zealanders hang wreaths on their front doors and sometimes go out Christmas carol singing on Christmas Eve. People also decorate their houses with Christmas trees and lights. Many neighborhoods have little competitions to see who has the best Christmas light display. They also decorate their houses with 'Christmas Bush', a native Australian tree with small green leaves and cream colored flowers. By Christmas, the flowers will turn a deep, shiny red.

In each state capital city there is a large Carols by Candlelight service. Famous Australian singers help to sing the carols. These services are broadcasted on TV across Australia. There are also huge Christmas pageants in each state capital city, that are also broadcasted across the country. Most towns have festivals and parades. Some towns even have firework displays in the park.

When Santa gets to Australia, he changes his reindeer for kangaroos, or '6 white boomers'. Boomers are a special kangaroo that Santa uses instead of reindeer. Kids like to sing a popular Christmas carol titled "Six White Boomers." Santa also changes his clothes for less hot ones.

Most Australians like to be at home with their family on Christmas. They enjoy their main Christmas meal around lunchtime. Popular foods include barbecue, seafood, as well as the traditional English food.




1. What food might be served at a traditional Christmas dinner in Australia or New Zealand?

2. Why is Santa dressed differently in Australia and New Zealand?

3. What is a 'boomer'?

- a. sleigh
- b. kangaroo
- c. presents
- d. Santa's name

4. What native tree do people in Australia decorate their house with?




Germany

Christmas in Germany begins on the eve of December 6th. St. Nicholas visits children's homes on December 5th and delivers candies and other sweets to be eaten on the 6th. Little dolls of fruit are traditional Christmas toys.

Children in Germany leave letters on their windowsills for Christkind, a winged figure dressed in white robes and a golden crown who distributes gifts. Sometimes the children use glue and add sprinkles to their letters to make them sparkle. Children in Germany also like to make beautiful gingerbread houses and cookies. The German Christmas tree pastry, Christbaumgebäck, is a white dough that can be molded into shapes and baked for tree decorations.

In parts of Germany, people believe that the Christ Child sends a messenger on Christmas Eve. He appears as an angel in a white robe and crown, bearing gifts. The angel is called Christkind. Germans also believe in a Christmas Eve figure named Weihnachtsmann or Christmas Man. He looks like Santa Claus and also brings gifts.

Germans decorate their homes with Christmas trees. Some homes have more than one Christmas tree. All across Germany you will find Christmas trees glittering and glowing.



Children in Germany count down the days to Christmas with advent calendars. Each day they open up a small window, revealing a Christmas picture. Germans also hang up advent wreaths of holly with four red candles in the middle. They light one candle each Sunday, and the last on Christmas Eve.

Christmas Day in Germany is also a day for feasting. A typical meal consists of roast goose, Christstollen (a loaf of bread with raisins), and marzipan (fancy candy made into the shape of fruits).

1. When does Christmas begin in Germany?

2. Who do Children in Germany write letters to?

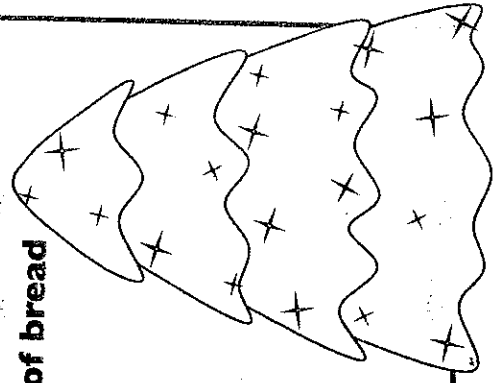
3. What do Germans call the Christmas Man who looks like Santa Claus?

- a. Weihnachtsmann
- b. Hans
- c. Ruprecht
- d. Belsnickle

4. What does a traditional Christmas meal in Germany consist of?

5. What do Germans call a loaf of bread with raisins?

- a. bratwurst
- b. christstollen
- c. schnitzel
- d. marzipan




Mexico

In Mexico, the nine days before Christmas have a special meaning. They are called posados, which means inns or lodging. On each day, Mexicans reenact Mary and Joseph's search for lodging on the first Christmas Eve. Two children carrying figures of Mary and Joseph lead a procession of people to a particular house. The people in the procession knock on a particular door. They are refused at first, but are eventually admitted in.

After each posado ceremony, Mexicans feast and celebrate. Children enjoy trying to break the pinata, a brightly decorated paper or clay figure containing candy or small gifts. The pinata may be shaped like an elf, a star, or some other object. It is hung from the ceiling, and children take turns trying to hit with a stick. When the pinata breaks, the gifts and candy fall to the floor and the children scramble to get them.

Many people in Mexico are Catholic and attend a midnight Mass service on Christmas Eve. Often times, families enjoy a late supper after the Mass. Most of these meals include Hallacas, which are corn meal pies stuffed with chicken, pork, beef, and spices.



In some parts of Mexico, children receive gifts on Christmas Day. In most areas of Mexico, the three wise men leave presents on the eve of Epiphany. Epiphany traditionally falls on January 6th and is the day when the three Wise Men brought gifts to baby Jesus.

1. In Mexico, what are the nine days before Christmas called?

- a. nueve dias
- b. posados
- c. Chistmas Eve
- d. pinatas

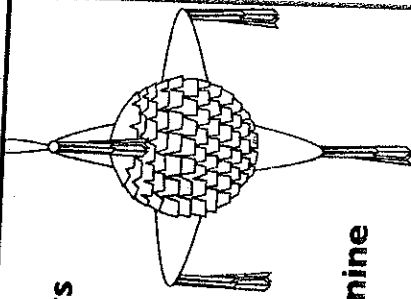
2. Explain what Mexicans do on the nine days before Christmas.

3. What food might be served at a traditional Christmas dinner in Mexico?

4. Who brings presents to Mexican children on the eve of Epiphany?

5. What day does Epiphany traditionally fall on?

- a. December 25th
- b. January 6th
- c. December 26th
- d. January 1st

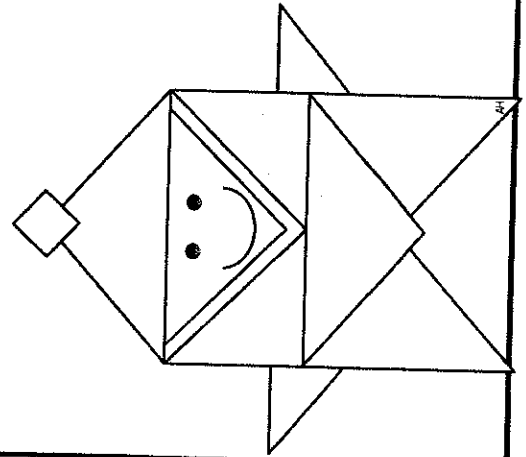


Japan

Christmas in Japan is not as widely celebrated because not many people there are Christians. However, many of the Japanese have begun celebrating several of the customs from the USA like exchanging presents and Christmas cards.

Christmas in Japan is more of a time for sharing happiness and cheer rather than a religious celebration. Japanese often celebrate Christmas Eve more than Christmas Day. They view Christmas Eve as a romantic holiday, much like the USA and UK celebrates Valentine's Day. Couples spend the day together and exchange gifts. They may take walks together to view Christmas lights or they may enjoy a romantic dinner together.

Christmas is not a national holiday in Japan, so most schools and businesses are open on Christmas Day. People in Japan say, "Merry Christmas" by saying, "Meri Kurisumasu." Parties are often given and the Japanese enjoy a sponge cake decorated with tree, flowers, and a figure of Santa. In Japan Santa is known as Santa-San (Mr. Santa). Another Japanese giftgiver is Hoteiosho, a Japanese god of good fortune from Buddhism and not really related to Christmas.



Japanese children write letters to Santa. In their letters they like to include a piece of origami, folded paper that makes a figure.

The traditional Japanese Christmas food is sponge cake, but Japanese also enjoy fried chicken during this holiday. Many Japanese place orders at local fast food restaurants in advance for their Christmas meal.

1. Why is Christmas not a national holiday in Japan?

2. What USA and UK holiday does Christmas Eve resemble in Japan?

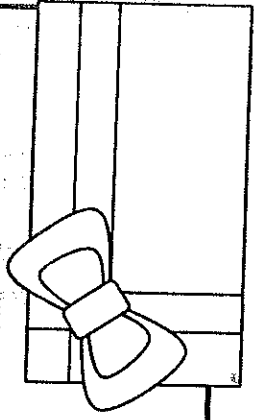
3. What kind of cake is traditional Christmas cake in Japan?

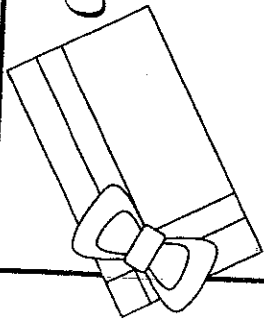
- a. pecan pie
- b. sponge cake
- c. pound cake
- d. chocolate cake

4. What do Japanese children like to include with their letters to Santa?

5. How do Japanese say Merry Christmas?

- a. Santa-san
- b. Merry Christmas
- c. Hoteiosho
- d. Meri Kurisumasu





Christmas Around the World Reader's Theater

Girl	German Girl	Mexican Girl
Boy	Australian Girl	Mexican Boy
Canadian Girl	Australian Boy	New Zealand Girl
Canadian Boy	Japanese Girl	
German Boy	Japanese Boy	

Girl: I've always wanted to know more about Christmas around the world.

Boy: Let's talk to some other children to find out how they celebrate Christmas.

Girl: There's some children from Canada. Let's talk to them.

Boy: How do you decorate for Christmas in Canada?

Canadian Girl: The main attraction in our home is the Christmas tree. We use tinsel, lights, and ornaments to decorate the tree.

Canadian Boy: We also hang up stockings so Santa has a place to leave some presents when he comes to our house on Christmas Eve.

Boy: That sounds just like some traditions that my family has on Christmas!

Girl: There's some children from Germany. I bet they have some different traditions than us!

Boy: How do you celebrate Christmas in Germany?

German Girl: We write letters to Christkind and leave them on our windowsill. Christkind will bring us presents.

German Boy: We also enjoy a big feast on Christmas. One of my favorite things to eat is Marizpan. Marizpan is a fancy candy made into the shape of fruits.

Girl: I hear that people in Australia wear shorts on Christmas. Let's find out if that's true!

Australian Boy: It is true. When we celebrate Christmas it's summer time. It's hot here so Santa has to exchange his cold weather clothes for hot ones.

Australian Girl: Our Santa also exchanges his reindeer for kangaroos..

Australian Boy: My family likes to go to the beach on Christmas.

New Zealand Girl: In New Zealand it's hot too! My family likes to eat barbecue on Christmas.

Boy: I want to find out what children in Japan do on Christmas.

Girl: There are not as many Christians in Japan so Christmas is not a national holiday, but I bet they still have some Christmas traditions.

Japanese Boy: We do! Our Christmas is a time for spreading happiness and cheer. It's also more of a romantic holiday for adults. Couples like to go out for a romantic dinner.

Japanese Girl: We get presents too! Children in Japan like to write letters to Santa. In our letters, we often include origami figures of Santa or a Christmas tree.

Boy: I see some children from Mexico. Let's talk to them!

Girl: How do you celebrate Christmas in Mexico?

Mexican Girl: In Mexico, the nine days before Christmas are called posados. During this time we reenact Mary and Joseph's search for lodging on the first Christmas Eve.

Mexican Boy: Two children carrying figures of Mary and Joseph lead a procession of people to a particular house. The people in the procession knock on a particular door. They are refused at first, but are eventually admitted in.

Mexican Girl: We also have pinatas at Christmastime. Children use a stick to break open the pinatas and candy falls out!

Boy: Wow it's amazing how different people around the world celebrate Christmas.

Girl: I know! We only talked to children from a few countries. I bet we could find ways to learn about more traditions if we did some research.

Boy: Good idea! Let's see what else we can learn.

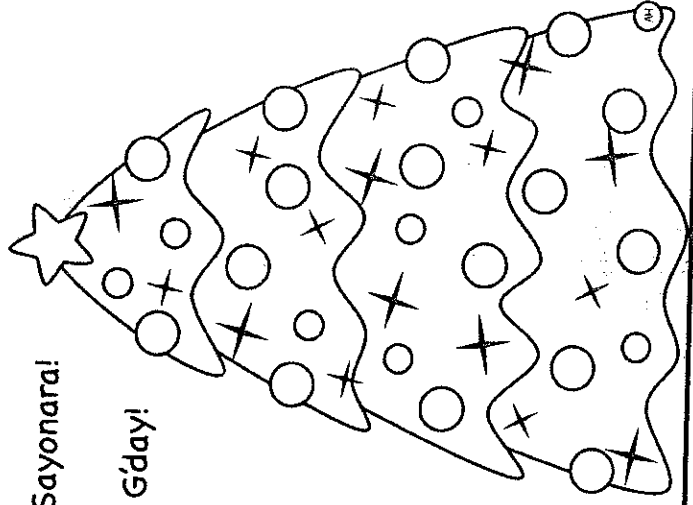
Boy & Girl: Goodbye everyone!


Mexican Boy & Girl: Adios!

German Boy & Girl: Auf Wiedersehen!


Japanese Girl & Boy: Sayonara!

Australian Girl & Boy: G'day!

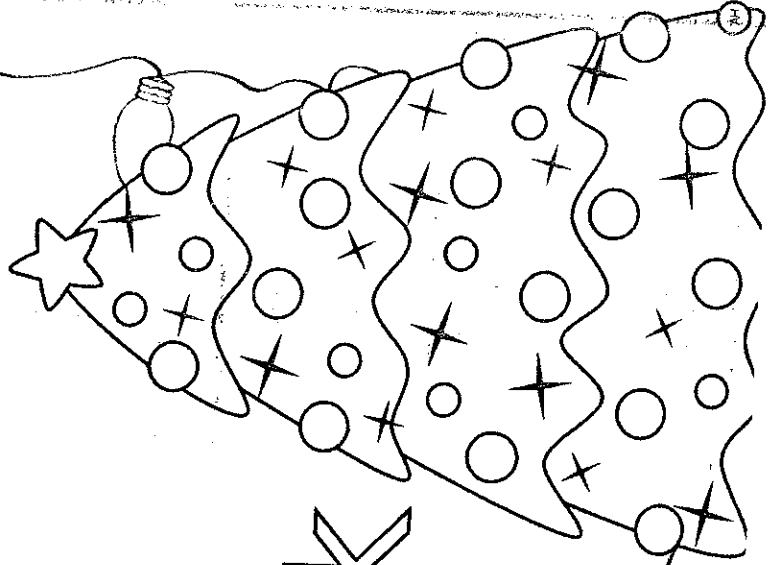




Christmas Around the World




Scrapbook



Name: _____

Christmas in France



Country's Flag


Traditional Food

Common Decorations

Christmas Greetings

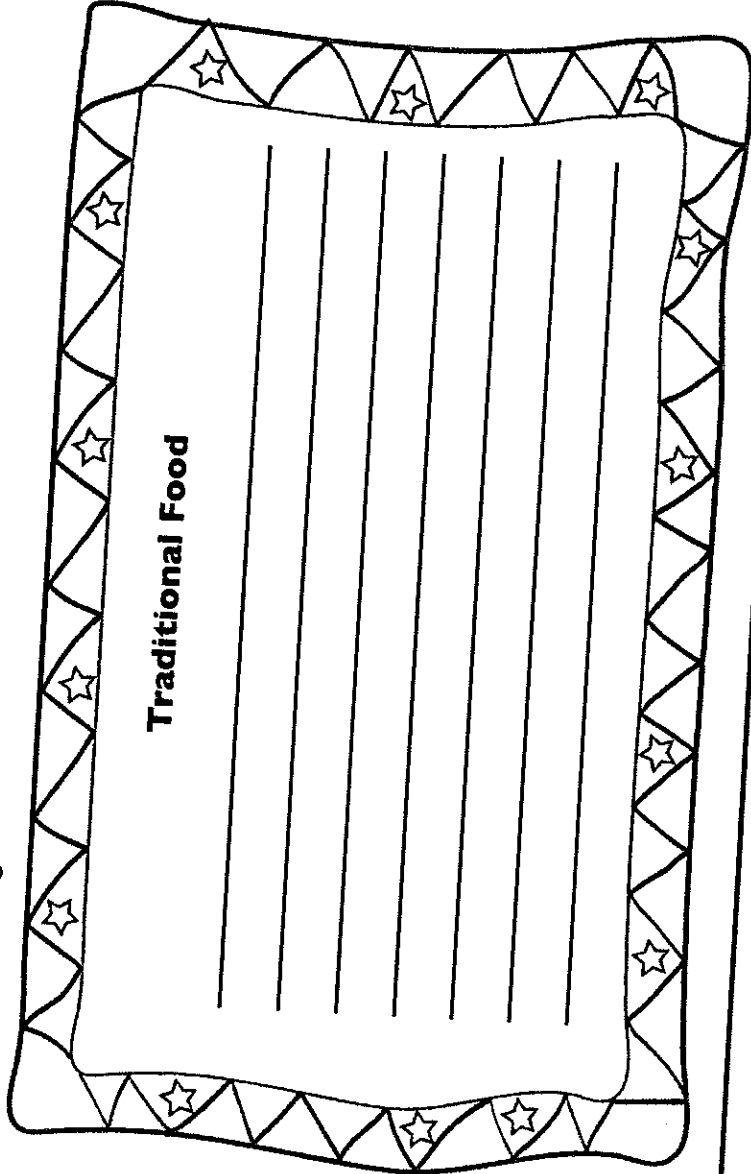
Christmas Traditions

Christmas in Russia




Country's Flag


Traditional Food




Common Decorations




Christmas Greetings



Christmas Traditions



Christmas in China



Country's Flag

Traditional Food

A large rectangular area with a decorative border of stars and triangles, containing several horizontal lines for writing.

Common Decorations

A rectangular area with a decorative border of light bulbs, containing several horizontal lines for writing.


Christmas Greetings

A circular area with several horizontal lines for writing.

Christmas Traditions

A rectangular area with several horizontal lines for writing.

Christmas in Sweden



Country's Flag

Traditional Food

Traditional Food

Common Decorations

Common Decorations


Christmas Greetings

Christmas Greetings

Christmas Traditions

Christmas Traditions

Christmas in South Africa



Country's Flag

Traditional Food

A large rectangular area with a decorative border of stars and triangles, containing several horizontal lines for writing.

Common Decorations

A rectangular area with a decorative border of string lights, containing several horizontal lines for writing.


Christmas Greetings

A circular area with several horizontal lines for writing.

Christmas Traditions

A rectangular area with several horizontal lines for writing.

Christmas in Belgium



Country's Flag

Traditional Food

A large rectangular area with a decorative border of stars and triangles, containing several horizontal lines for writing.

Common Decorations

A rectangular area with a decorative border of light bulbs, containing several horizontal lines for writing.


Christmas Greetings

A circular area containing several horizontal lines for writing.

Christmas Traditions

A rectangular area containing several horizontal lines for writing.

Christmas in Brazil



Country's Flag

Traditional Food

A large rectangular area with a decorative border of stars and triangles, containing several horizontal lines for writing.

Common Decorations

A rectangular area with a decorative border of Christmas lights, containing several horizontal lines for writing.


Christmas Greetings

A circular area with several horizontal lines for writing.

Christmas Traditions

A rectangular area with several horizontal lines for writing.

Christmas in




Country's Flag

Traditional Food

Common Decorations

Christmas Traditions


Christmas Greetings



Name _____

Date _____

RACE #15



START

1 $1 \times 5 = \underline{\quad}$

2 $5 \times 2 = \underline{\quad}$

3 $7 \times 5 = \underline{\quad}$

4 $3 \times 5 = \underline{\quad}$

5 $5 \times 5 = \underline{\quad}$

6 $5 \times 10 = \underline{\quad}$

7 $5 \times 6 = \underline{\quad}$

8 $8 \times 5 = \underline{\quad}$

9 $11 \times 5 = \underline{\quad}$

10 $10 \times 5 = \underline{\quad}$

11 $5 \times 3 = \underline{\quad}$

12 $2 \times 5 = \underline{\quad}$

13 $5 \times 4 = \underline{\quad}$

14 $5 \times 5 = \underline{\quad}$

15 $5 \times 9 = \underline{\quad}$

16 $6 \times 5 = \underline{\quad}$

17 $12 \times 5 = \underline{\quad}$

18 $8 \times 5 = \underline{\quad}$

19 $5 \times 10 = \underline{\quad}$

20 $1 \times 5 = \underline{\quad}$

21 $5 \times 4 = \underline{\quad}$

22 $5 \times 5 = \underline{\quad}$

23 $4 \times 5 = \underline{\quad}$

24 $5 \times 7 = \underline{\quad}$

25 $5 \times 8 = \underline{\quad}$

26 $9 \times 5 = \underline{\quad}$

27 $3 \times 5 = \underline{\quad}$


28 $5 \times 0 = \underline{\quad}$

29 $5 \times 9 = \underline{\quad}$

30 $5 \times 2 = \underline{\quad}$

FINISH

SPEED BONUS

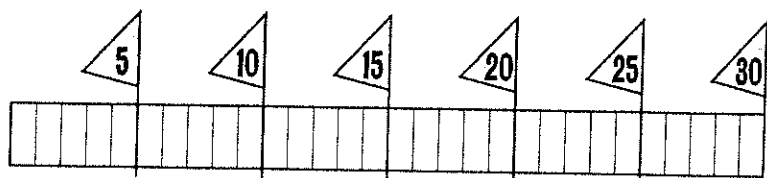


About how fast can a grizzly bear run?

___ MPH

(Hint: What is 5×6 ?)

Color the chart up to your score.



Nice start!

Keep going!

On track!

You're close!


Almost there!

Great race!

RACE #16

Name _____

Date _____



START

1 $6 \times 2 = \underline{\quad}$

2 $6 \times 9 = \underline{\quad}$

3 $5 \times 6 = \underline{\quad}$

4 $6 \times 8 = \underline{\quad}$

5 $11 \times 6 = \underline{\quad}$

6 $10 \times 6 = \underline{\quad}$

7 $6 \times 7 = \underline{\quad}$

8 $1 \times 6 = \underline{\quad}$

9 $3 \times 6 = \underline{\quad}$

10 $6 \times 4 = \underline{\quad}$

11 $2 \times 6 = \underline{\quad}$

12 $6 \times 12 = \underline{\quad}$

13 $6 \times 8 = \underline{\quad}$

14 $5 \times 6 = \underline{\quad}$

15 $6 \times 11 = \underline{\quad}$

16 $6 \times 6 = \underline{\quad}$

17 $7 \times 6 = \underline{\quad}$

18 $6 \times 9 = \underline{\quad}$

19 $6 \times 3 = \underline{\quad}$

20 $1 \times 6 = \underline{\quad}$

21 $6 \times 10 = \underline{\quad}$

22 $4 \times 6 = \underline{\quad}$

23 $6 \times 2 = \underline{\quad}$

24 $8 \times 6 = \underline{\quad}$

25 $0 \times 6 = \underline{\quad}$

26 $6 \times 6 = \underline{\quad}$

27 $10 \times 6 = \underline{\quad}$


28 $3 \times 6 = \underline{\quad}$

29 $6 \times 7 = \underline{\quad}$

30 $6 \times 9 = \underline{\quad}$

FINISH

SPEED BONUS

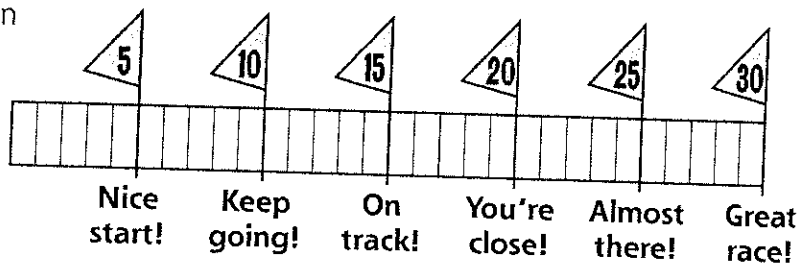


About how fast can a greyhound run?

___ MPH

(Hint: What is 7×6 ?)


Color the chart up to your score.



RACE #17

Name _____

Date _____



START

1 $7 \times 9 = \underline{\quad}$

2 $7 \times 6 = \underline{\quad}$

3 $10 \times 7 = \underline{\quad}$

4 $7 \times 7 = \underline{\quad}$

5 $7 \times 12 = \underline{\quad}$

6 $3 \times 7 = \underline{\quad}$

7 $7 \times 1 = \underline{\quad}$

8 $7 \times 8 = \underline{\quad}$

9 $3 \times 7 = \underline{\quad}$

10 $6 \times 7 = \underline{\quad}$

11 $7 \times 2 = \underline{\quad}$

12 $7 \times 4 = \underline{\quad}$

13 $11 \times 7 = \underline{\quad}$

14 $7 \times 5 = \underline{\quad}$

15 $2 \times 7 = \underline{\quad}$

16 $7 \times 10 = \underline{\quad}$

17 $4 \times 7 = \underline{\quad}$

18 $7 \times 8 = \underline{\quad}$

19 $0 \times 7 = \underline{\quad}$

20 $3 \times 7 = \underline{\quad}$

21 $7 \times 4 = \underline{\quad}$

22 $7 \times 7 = \underline{\quad}$

23 $5 \times 7 = \underline{\quad}$

24 $8 \times 7 = \underline{\quad}$

25 $12 \times 7 = \underline{\quad}$

26 $7 \times 10 = \underline{\quad}$

27 $7 \times 9 = \underline{\quad}$

28 $2 \times 7 = \underline{\quad}$

29 $6 \times 7 = \underline{\quad}$

30 $5 \times 7 = \underline{\quad}$

FINISH

SPEED BONUS

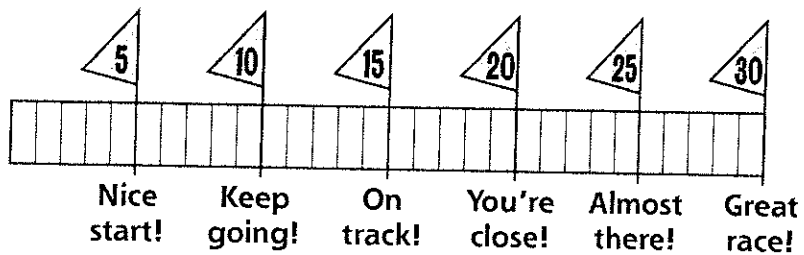


About how fast can a rabbit run?

___ MPH

(Hint: What is 7×5 ?)


Color the chart up to your score.



RACE #18

Name _____

Date _____



START

1 $2 \times 8 = \underline{\quad}$

2 $9 \times 8 = \underline{\quad}$

3 $8 \times 3 = \underline{\quad}$

4 $8 \times 10 = \underline{\quad}$

5 $7 \times 8 = \underline{\quad}$

6 $8 \times 5 = \underline{\quad}$

7 $6 \times 8 = \underline{\quad}$

8 $8 \times 8 = \underline{\quad}$

9 $12 \times 8 = \underline{\quad}$

10 $4 \times 8 = \underline{\quad}$

11 $8 \times 2 = \underline{\quad}$

12 $8 \times 4 = \underline{\quad}$

13 $6 \times 8 = \underline{\quad}$

14 $8 \times 9 = \underline{\quad}$

15 $8 \times 7 = \underline{\quad}$

16 $8 \times 1 = \underline{\quad}$

17 $8 \times 5 = \underline{\quad}$

18 $10 \times 8 = \underline{\quad}$

19 $11 \times 8 = \underline{\quad}$

20 $3 \times 8 = \underline{\quad}$

21 $4 \times 8 = \underline{\quad}$

22 $6 \times 8 = \underline{\quad}$

23 $8 \times 0 = \underline{\quad}$

24 $8 \times 10 = \underline{\quad}$

25 $7 \times 8 = \underline{\quad}$

26 $5 \times 8 = \underline{\quad}$

27 $8 \times 9 = \underline{\quad}$

28 $8 \times 8 = \underline{\quad}$

29 $3 \times 8 = \underline{\quad}$

30 $2 \times 8 = \underline{\quad}$

FINISH

SPEED BONUS

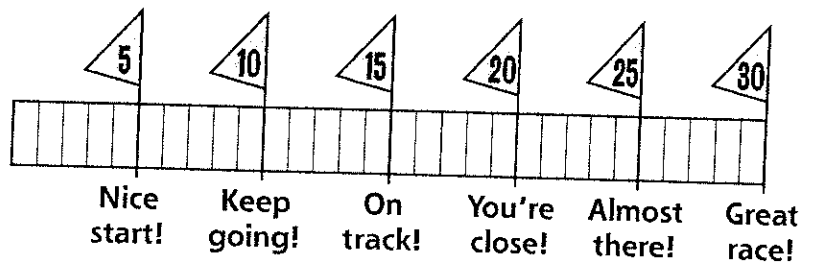


About how fast can a reindeer run?

___ MPH

(Hint: What is 8×4 ?)


Color the chart up to your score.



RACE #19

Name _____

Date _____



START

1 $4 \times 9 = \underline{\quad}$

2 $9 \times 7 = \underline{\quad}$

3 $2 \times 9 = \underline{\quad}$

4 $9 \times 10 = \underline{\quad}$

5 $3 \times 9 = \underline{\quad}$

6 $9 \times 5 = \underline{\quad}$

7 $11 \times 9 = \underline{\quad}$

8 $5 \times 9 = \underline{\quad}$

9 $3 \times 9 = \underline{\quad}$

10 $10 \times 9 = \underline{\quad}$

11 $9 \times 8 = \underline{\quad}$

12 $9 \times 9 = \underline{\quad}$

13 $12 \times 9 = \underline{\quad}$

14 $9 \times 2 = \underline{\quad}$

15 $9 \times 2 = \underline{\quad}$

16 $9 \times 5 = \underline{\quad}$

17 $8 \times 9 = \underline{\quad}$

18 $10 \times 9 = \underline{\quad}$

19 $9 \times 2 = \underline{\quad}$

20 $7 \times 9 = \underline{\quad}$

21 $9 \times 11 = \underline{\quad}$

22 $6 \times 9 = \underline{\quad}$

23 $7 \times 9 = \underline{\quad}$

24 $9 \times 9 = \underline{\quad}$

25 $9 \times 3 = \underline{\quad}$

26 $9 \times 6 = \underline{\quad}$

27 $0 \times 9 = \underline{\quad}$

28 $8 \times 9 = \underline{\quad}$

29 $8 \times 9 = \underline{\quad}$

30 $4 \times 9 = \underline{\quad}$

FINISH

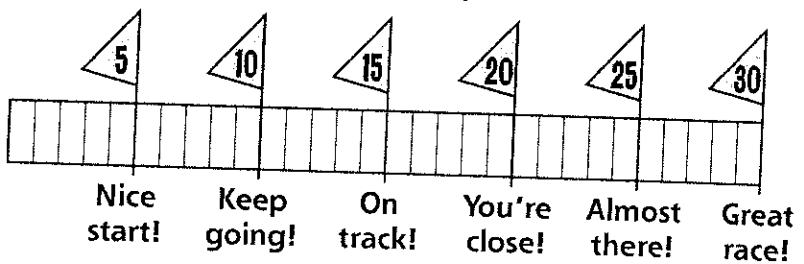
SPEED BONUS



About how fast can a chicken run?
 _____ MPH

(Hint: What is 9×17)


Color the chart up to your score.



RACE #20

Name _____

Date _____



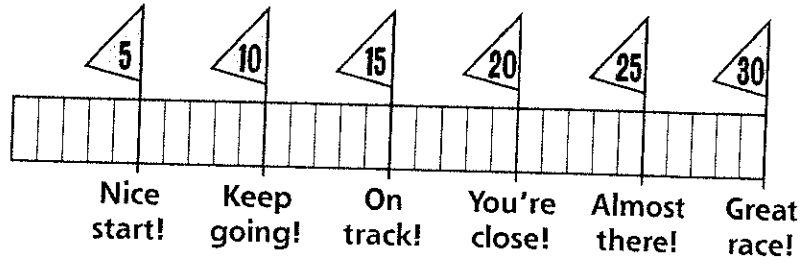
START

SPEED BONUS



About how fast can an ostrich run?
 ___ MPH
 (Hint: What is 10×4 ?)


Color the chart up to your score.



RACE #21

Name _____

Date _____



START

1 $9 \times 3 = \underline{\quad}$

2 $3 \times 1 = \underline{\quad}$

3 $4 \times 6 = \underline{\quad}$

4 $5 \times 3 = \underline{\quad}$

5 $12 \times 4 = \underline{\quad}$

6 $8 \times 2 = \underline{\quad}$

7 $7 \times 6 = \underline{\quad}$

8 $3 \times 3 = \underline{\quad}$

9 $4 \times 8 = \underline{\quad}$

10 $2 \times 9 = \underline{\quad}$

11 $8 \times 11 = \underline{\quad}$

12 $6 \times 2 = \underline{\quad}$

13 $8 \times 0 = \underline{\quad}$

14 $7 \times 7 = \underline{\quad}$

15 $6 \times 9 = \underline{\quad}$

16 $10 \times 3 = \underline{\quad}$

17 $11 \times 4 = \underline{\quad}$

18 $9 \times 5 = \underline{\quad}$

19 $3 \times 2 = \underline{\quad}$

20 $5 \times 1 = \underline{\quad}$

21 $2 \times 10 = \underline{\quad}$

22 $7 \times 8 = \underline{\quad}$

23 $7 \times 1 = \underline{\quad}$

24 $4 \times 4 = \underline{\quad}$

25 $9 \times 10 = \underline{\quad}$

26 $1 \times 2 = \underline{\quad}$

27 $9 \times 4 = \underline{\quad}$

28 $5 \times 7 = \underline{\quad}$

29 $8 \times 6 = \underline{\quad}$

30 $7 \times 3 = \underline{\quad}$

FINISH

SPEED BONUS

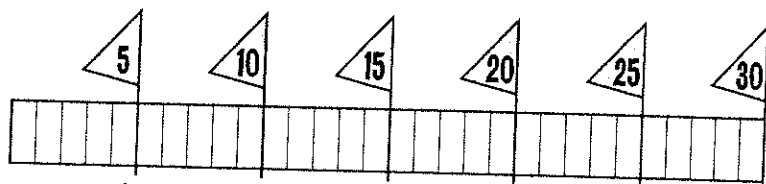


About how fast can a hyena run?

___ MPH

(Hint: What is 8×5 ?)

Color the chart up to your score.



Nice start!

Keep going!

On track!

You're close!


Almost there!

Great race!

RACE #22

Name _____

Date _____



START

1 $7 \times 4 = \underline{\quad}$

2 $8 \times 1 = \underline{\quad}$

3 $4 \times 0 = \underline{\quad}$

4 $5 \times 10 = \underline{\quad}$

5 $3 \times 12 = \underline{\quad}$

6 $8 \times 8 = \underline{\quad}$

7 $2 \times 6 = \underline{\quad}$

8 $3 \times 9 = \underline{\quad}$

9 $5 \times 8 = \underline{\quad}$

10 $2 \times 12 = \underline{\quad}$

11 $10 \times 1 = \underline{\quad}$

12 $6 \times 8 = \underline{\quad}$

13 $7 \times 2 = \underline{\quad}$

14 $9 \times 7 = \underline{\quad}$

15 $6 \times 4 = \underline{\quad}$

16 $10 \times 8 = \underline{\quad}$

17 $5 \times 5 = \underline{\quad}$

18 $4 \times 9 = \underline{\quad}$

19 $3 \times 6 = \underline{\quad}$

20 $2 \times 2 = \underline{\quad}$

21 $10 \times 10 = \underline{\quad}$

22 $4 \times 3 = \underline{\quad}$

23 $7 \times 6 = \underline{\quad}$

24 $8 \times 4 = \underline{\quad}$

25 $9 \times 11 = \underline{\quad}$

26 $9 \times 10 = \underline{\quad}$

27 $9 \times 2 = \underline{\quad}$


28 $3 \times 5 = \underline{\quad}$

29 $7 \times 7 = \underline{\quad}$

30 $6 \times 9 = \underline{\quad}$

FINISH

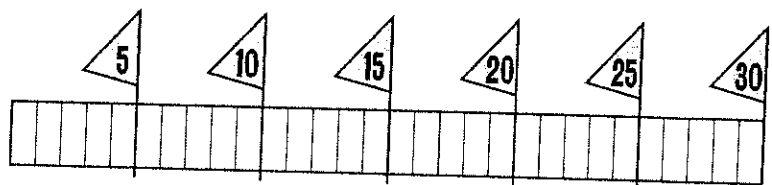
SPEED BONUS



About how fast can a gray fox run?
 ___ MPH

(Hint: What is 9×3 ?)

Color the chart up to your score.



Nice start!

Keep going!

On track!

You're close!


Almost there!

Great race!

RACE #23

Name _____

Date _____



START

1 $4 \times 3 = \underline{\quad}$

2 $3 \times 1 = \underline{\quad}$

3 $3 \times 3 = \underline{\quad}$

4 $8 \times 10 = \underline{\quad}$

5 $2 \times 4 = \underline{\quad}$

6 $1 \times 6 = \underline{\quad}$

7 $9 \times 5 = \underline{\quad}$

8 $10 \times 4 = \underline{\quad}$

9 $2 \times 8 = \underline{\quad}$

10 $7 \times 11 = \underline{\quad}$

11 $8 \times 3 = \underline{\quad}$

12 $10 \times 7 = \underline{\quad}$

13 $5 \times 12 = \underline{\quad}$

14 $9 \times 0 = \underline{\quad}$

15 $6 \times 12 = \underline{\quad}$

16 $8 \times 9 = \underline{\quad}$

17 $2 \times 9 = \underline{\quad}$

18 $5 \times 3 = \underline{\quad}$

19 $2 \times 1 = \underline{\quad}$

20 $4 \times 7 = \underline{\quad}$

21 $2 \times 10 = \underline{\quad}$

22 $9 \times 3 = \underline{\quad}$

23 $5 \times 6 = \underline{\quad}$

24 $3 \times 7 = \underline{\quad}$

25 $6 \times 8 = \underline{\quad}$

26 $10 \times 0 = \underline{\quad}$

27 $8 \times 8 = \underline{\quad}$


28 $2 \times 5 = \underline{\quad}$

29 $6 \times 7 = \underline{\quad}$

30 $4 \times 9 = \underline{\quad}$

FINISH

SPEED BONUS

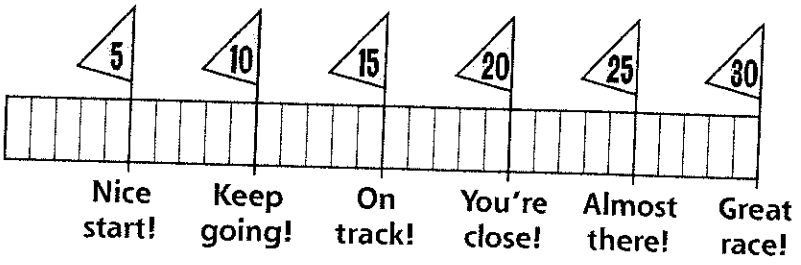


About how fast can an elephant run?

____ MPH


(Hint: What is 5×5 ?)

Color the chart up to your score.



RACE #24

Name _____
Date _____



START

FINISH

1 $2 \times 4 = \underline{\quad}$

2 $3 \times 8 = \underline{\quad}$

3 $5 \times 10 = \underline{\quad}$

4 $5 \times 1 = \underline{\quad}$

5 $9 \times 4 = \underline{\quad}$

6 $1 \times 9 = \underline{\quad}$

7 $7 \times 5 = \underline{\quad}$

8 $2 \times 5 = \underline{\quad}$

9 $8 \times 7 = \underline{\quad}$

10 $7 \times 2 = \underline{\quad}$

11 $7 \times 12 = \underline{\quad}$

12 $10 \times 6 = \underline{\quad}$

13 $4 \times 3 = \underline{\quad}$

14 $6 \times 0 = \underline{\quad}$

15 $6 \times 11 = \underline{\quad}$

16 $3 \times 7 = \underline{\quad}$

17 $5 \times 4 = \underline{\quad}$

18 $9 \times 2 = \underline{\quad}$

19 $8 \times 5 = \underline{\quad}$

20 $8 \times 8 = \underline{\quad}$

21 $3 \times 10 = \underline{\quad}$

22 $7 \times 6 = \underline{\quad}$

23 $9 \times 9 = \underline{\quad}$

24 $2 \times 12 = \underline{\quad}$

25 $5 \times 3 = \underline{\quad}$

26 $2 \times 2 = \underline{\quad}$


27 $1 \times 7 = \underline{\quad}$

28 $2 \times 8 = \underline{\quad}$

29 $9 \times 7 = \underline{\quad}$

30 $3 \times 9 = \underline{\quad}$

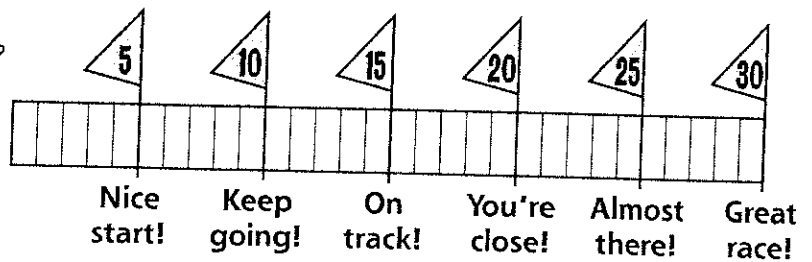
SPEED BONUS



About how fast can a racehorse run?
___ MPH

(Hint: What is 7×6 ?)

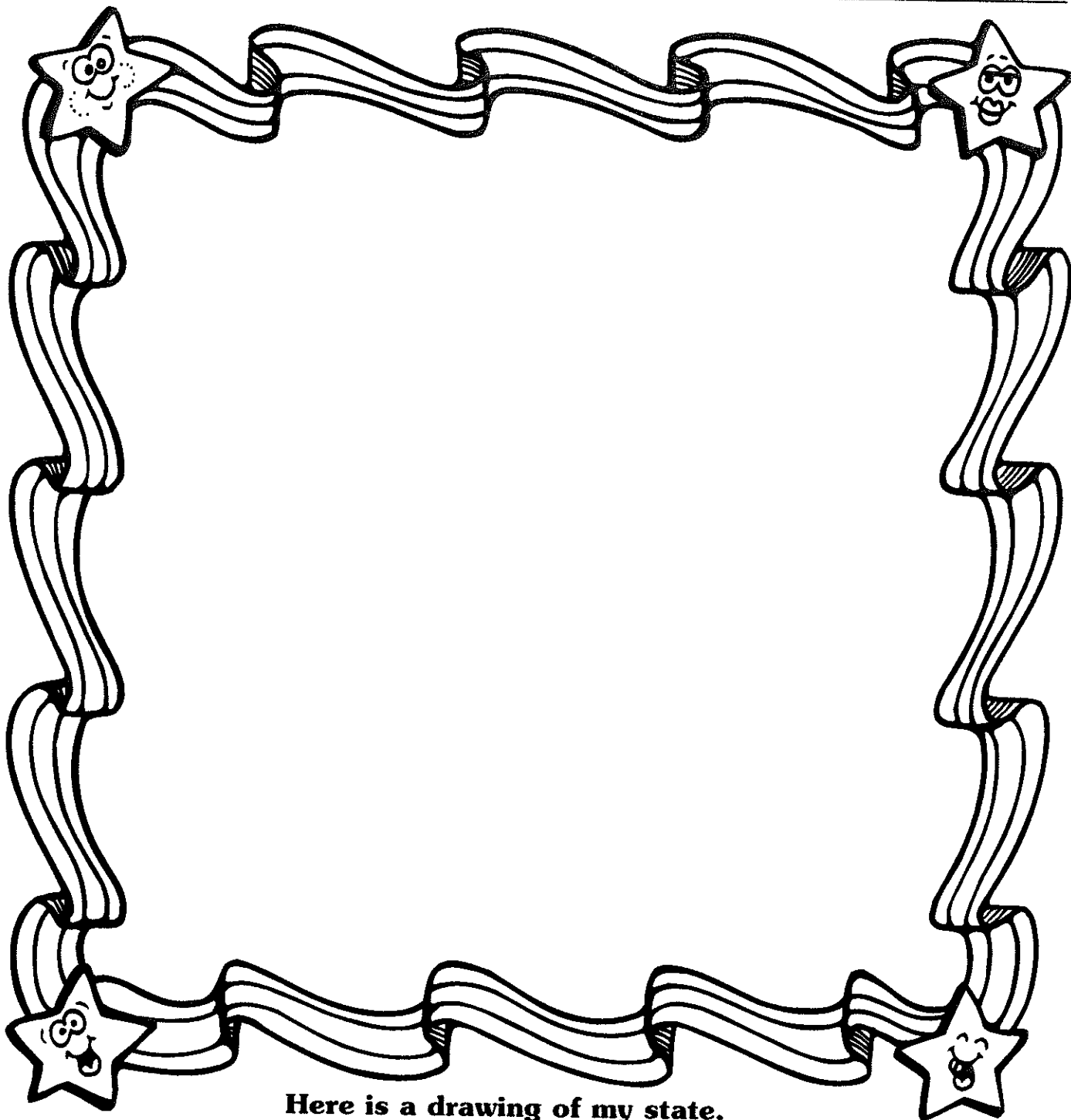
Color the chart up to your score.



State Report Booklet




My state is:



Here is a drawing of my state.

My state's capital is:

State Flag



Three of my state's resources:

1. _____
2. _____
3. _____

My state is located:

In the West

In the Northeast

In the Midwest

In the Southwest

In the South

Somewhere else



My state is bordered by: _____

My state's nickname is:

My state was admitted to the Union in: _____

There are about _____ people that live in my state.



My state flower is:



My state bird is:

My state's motto is: _____


My state is famous for many things.

Here are a few:

1. _____
2. _____
3. _____
4. _____
5. _____

**A famous person from
my state is:**

He or she is famous for:




(His or Her picture.)

Year born

Year died

My state's main rivers, lakes and mountains are:



Historically, my state is famous for:

The reasons to visit my state are:

